

Introductory

Name of the Company: PPAP Automotive Limited
Scrip Code - 532934, Name of the scrip - PPAP, Class of security - Equity Shares
Share Holding Pattern Filed under: Reg. 31(1)(b)
a. If under 31(1)(b) then indicate the report for Quarter ending : December 31, 2019 b. If under 31(1)(c) then indicate date of allotment/extinguishment
Declaration: The Listed entity is required to submit the following declaration to the extent of submission of information:-

	Particulars	Yes*	No*
1	Whether the Listed Entity has issued any partly paid up shares?		No
2	Whether the Listed Entity has issued any Convertible Securities or Warrants?		No
3	Whether the Listed Entity has any shares against which depository receipts are issued?		No
4	Whether the Listed Entity has any shares in locked-in?		No
5	Whether any shares held by promoters are pledge or otherwise encumbered?		No

* If the Listed Entity selects the option 'No' for the questions above, the columns for the partly paid up shares, Outstanding Convertible Securities/Warrants, depository receipts, locked-in shares, No of shares pledged or otherwise encumbered by promoters, as applicable, shall not be displayed at the time of dissemination on the Stock Exchange website. Also wherever there is 'No' declared by Listed Entity in above table the values will be considered as 'Zero' by default on submission of the format of holding of specified securities.

The tabular format for disclosure of holding of specified securities is as follows:-

For PPAP Automotive Limited



Company Secretary

Table I- Summary Statement holding of specified securities																		
Category code	Category of Shareholders	Number of Shareholders	No. of fully paid up equity shares held	No. of Partly paid-up equity shares held	No. of shares underlying Depository Receipts	Total number of Shares	Shareholding as a % of total no. of shares (calculated as per SCRR, 1957)	Number of Voting Rights held in each class of securities			No. of Shares Underlying Outstanding convertible securities (including Warrants)	Shareholding, as a % assuming full conversion of convertible securities (as a percentage of diluted share capital)	Number of Locked in shares		Number of Shares pledged or otherwise encumbered		Number of equity shares held in dematerialized form	
								(IX)					(X)	(XI)= (VII)+(X)	(XII)			(XIII)
(I)	(II)	(III)	(IV)	(V)	(VI)	(VII)=IV+V+VI)	(VIII) As a % of (A+B+C2)	No of Voting Rights			Total as a % of (A+B+C)	No. (a)	As a % of total Shares held (b)	No. (a)	As a % of total Shares held (b)			
								Class eg: X	Class eg:y	Total								
(A)	Promoter & Promoter Group	13	89,88,570	0	0	89,88,570	64.20	89,88,570	0	89,88,570	64.20	0	64.20	0	0.00	0	0.00	89,88,570
(B)	Public	17,395	50,11,430	0	0	50,11,430	35.80	50,11,430	0	50,11,430	35.80	0	35.80	0	0.00	0	0.00	47,86,290
(C)	Non Promoter- Non Public	0	0	0	0	0	0.00	0	0	0	0.00	0	0.00	0	0.00	0	0.00	0
(C1)	Shares underlying DRs	0	0	0	0	0	0.00	0	0	0	0.00	0	0.00	0	0.00	0	0.00	0
(C2)	Shares held by Employee Trusts	0	0	0	0	0	0.00	0	0	0	0.00	0	0.00	0	0.00	0	0.00	0
	Total	17,408	1,40,00,000	0	0	1,40,00,000	100.00	1,40,00,000	0	1,40,00,000	100.00	0	100.00	0	0.00	0	0.00	1,37,74,860

For PPAP Automotive Limited




Company Secretary

Table II- Summary showing shareholding pattern of the Promoter and Promoter Group

	Category & Name of the Shareholders	Number of Shareholders	No. of fully paid up equity shares held	No. of shares underlying Depository Receipts	Total number of Shares	Shareholding as a % of total no. of shares (calculated as per SCRR, 1957)	Number of Voting Rights held in each class of securities			Shareholding, as a % assuming full conversion of convertible securities (as a percentage of diluted share capital)	Number of Locked in shares		Number of Shares pledged or otherwise encumbered		Number of equity shares held in dematerialized form
							(IX)				(XII)	(XIII)		(XIV)	
							No of Voting Rights	Total as a % of Total Voting rights				No. (a)	As a % of total Shares held (b)		
(I)	(III)	(IV)	(VI)	(VII)=(IV)+(V)+(VI)	(VIII) As a % of (A+B+C2)	Class eg: X	Class eg:y	Total	(XI)=(VII)+(X) As a % of (A+B+C2)						
1	Indian														
a	Individuals/Hindu undivided Family	5	55,27,265	0	55,27,265	39.48	55,27,265	0	55,27,265	39.48	0	0	0	0	55,27,265
	Ajay Kumar Jain	1	38,67,180	0	38,67,180	27.62	38,67,180	0	38,67,180	27.62	0	0	0	0	38,67,180
	Abhishek Jain	1	10,02,404	0	10,02,404	7.16	10,02,404	0	10,02,404	7.16	0	0	0	0	10,02,404
	Vinay Kumari Jain	1	5,33,890	0	5,33,890	3.81	5,33,890	0	5,33,890	3.81	0	0	0	0	5,33,890
	Ajay Kumar Jain HUF	1	90,123	0	90,123	0.64	90,123	0	90,123	0.64	0	0	0	0	90,123
	Rashi Jain	1	33,668	0	33,668	0.24	33,668	0	33,668	0.24	0	0	0	0	33,668
	Abhishek Jain HUF	0	0	0	0	0	0	0	0	0	0	0	0	0	0
b	Central Government/ State Government(s)	0	0	0	0	0	0	0	0	0	0	0	0	0	0
c	Financial Institutions/ Banks	0	0	0	0	0	0	0	0	0	0	0	0	0	0
d	Any Other(specify)	8	34,61,305	0	34,61,305	24.72	34,61,305	0	34,61,305	24.72	0	0	0	0	34,61,305
	Bodies Corporate	8	34,61,305	0	34,61,305	24.72	34,61,305	0	34,61,305	24.72	0	0	0	0	34,61,305
	Kalindi Farms Private Limited	1	18,58,982	0	18,58,982	13.28	18,58,982	0	18,58,982	13.28	0	0	0	0	18,58,982
	Sri Lehra Jewellers Private Limited	1	5,46,963	0	5,46,963	3.91	5,46,963	0	5,46,963	3.91	0	0	0	0	5,46,963
	Advance Commotrade Private Limited	1	2,18,850	0	2,18,850	1.56	2,18,850	0	2,18,850	1.56	0	0	0	0	2,18,850
	Littlerstar Tradelinks Private Limited	1	1,94,800	0	1,94,800	1.39	1,94,800	0	1,94,800	1.39	0	0	0	0	1,94,800
	Prism Suppliers Private Limited	1	1,89,150	0	1,89,150	1.35	1,89,150	0	1,89,150	1.35	0	0	0	0	1,89,150
	Smart Commotrade Private Limited	1	1,63,455	0	1,63,455	1.17	1,63,455	0	1,63,455	1.17	0	0	0	0	1,63,455
	Ratnakar Dealtrade Private Limited	1	1,45,400	0	1,45,400	1.04	1,45,400	0	1,45,400	1.04	0	0	0	0	1,45,400
	Nikunj Foods Private Limited	1	1,43,705	0	1,43,705	1.03	1,43,705	0	1,43,705	1.03	0	0	0	0	1,43,705
	Ajay Kumar Jain Holdings Private Limited	0	0	0	0	0	0	0	0	0	0	0	0	0	0
	Arhaan Holdings Private Limited	0	0	0	0	0	0	0	0	0	0	0	0	0	0
	Genius Vintrade Private Limited	0	0	0	0	0	0	0	0	0	0	0	0	0	0
	Icon Vanjiya Private Limited	0	0	0	0	0	0	0	0	0	0	0	0	0	0
	Elpis Infrastructure Corporation Private Limited	0	0	0	0	0	0	0	0	0	0	0	0	0	0
	Arhaan Ventures Private Limited	0	0	0	0	0	0	0	0	0	0	0	0	0	0
	Jagmata Commosales Limited	0	0	0	0	0	0	0	0	0	0	0	0	0	0
	PPAP Automotive Chennai Private Limited	0	0	0	0	0	0	0	0	0	0	0	0	0	0
	Sub-Total (A)(1)	13	89,88,570	0	89,88,570	64.20	89,88,570	0	89,88,570	64.20	0	0	0	0	89,88,570
2	Foreign														
a	Individuals (Non-Resident Individuals/ Foreign Individuals)	0	0	0	0	0	0	0	0	0	0	0	0	0	0
b	Government	0	0	0	0	0	0	0	0	0	0	0	0	0	0
c	Institutions	0	0	0	0	0	0	0	0	0	0	0	0	0	0
d	Foreign Portfolio Investor	0	0	0	0	0	0	0	0	0	0	0	0	0	0
f	Any Other (specify)	0	0	0	0	0	0	0	0	0	0	0	0	0	0
	Sub-Total (A)(2)	0	0	0	0	0	0	0	0	0	0	0	0	0	0
	Total Shareholding of Promoter and Promoter Group (A)=(A)(1)+(A)(2)	13	89,88,570	0	89,88,570	64.20	89,88,570	0	89,88,570	64.20	0	0	0	0	89,88,570
Details of Shares which remain unclaimed may be given hear along with details such as number of shareholders, outstanding shares held in demat/unclaimed suspense account, voting rights which are frozen etc.															
Note: (1) PAN would not be displayed on website of Stock Exchange(s). (2) The term "Encumbrance" has the same meaning as assigned under regulation 28(3) of SEBI (Substantial Acquisition of Shares and Takeovers) Regulations, 2011.															

For PPAP Automotive Limited

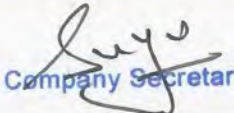


Company Secretary

Table III- Summary showing shareholding pattern of the Public shareholder

Category & Name of the Shareholders	PAN	Number of Shareholders	No. of fully paid up equity shares held	No. of Partly paid-up equity shares held	No. of shares underlying Depository Receipts	Total number of Shares	Shareholding as a % of total no. of shares (calculated as per SCRR, 1957)	Number of Voting Rights held in each class of securities			No. of Shares Underlying Outstanding convertible securities (including Warrants)	Shareholding, as a % assuming full conversion of convertible securities (as a percentage of diluted share capital)	Number of Locked in shares		Number of Shares pledged or otherwise encumbered		Number of equity shares held in dematerialized form		
								(D)					(X)	(XI) = (VII)+(D) As a % of (A+B+C2)	(XII)			(XIII)	
								No of Voting Rights	Total as a % of Total Voting rights						No. (a)	As a % of total Shares held (b)		No. (a)	As a % of total Shares held (b)
(I)	(II)	(III)	(IV)	(V)	(VI)	(VII)=(IV+V+VI)	(VIII) As a % of (A+B+C2)	Class eg: X	Class eg:y	Total	(X)	(XI) = (VII)+(D) As a % of (A+B+C2)	(XII) (a)	(XII) (b)	(XIII) (a)	(XIII) (b)	(XIV)		
1 Institutions																			
a Mutual Funds/		0	0	0	0	0	0	0	0	0	0.00	0	0.00	0	0	0	0	0	
b Venture Capital Funds		0	0	0	0	0	0	0	0	0	0.00	0	0.00	0	0	0	0	0	
c Alternate Investment Funds		0	0	0	0	0	0	0	0	0	0.00	0	0.00	0	0	0	0	0	
d Foreign Venture Capital Investors		0	0	0	0	0	0	0	0	0	0.00	0	0.00	0	0	0	0	0	
e Foreign Portfolio Investors		1	41,262	0	0	41,262	0.29	41,262	0	41,262	0.29	0	0.29	0	0	0	0	41,262	
f Financial Institutions/ Banks		1	6,648	0	0	6,648	0.05	6,648	0	6,648	0.05	0	0.05	0	0	0	0	6,648	
g Insurance Companies		0	0	0	0	0	0	0	0	0	0.00	0	0.00	0	0	0	0	0	
h Provident Funds/ Pension Funds		0	0	0	0	0	0	0	0	0	0.00	0	0.00	0	0	0	0	0	
i Any Other (specify)		0	0	0	0	0	0	0	0	0	0.00	0	0.00	0	0	0	0	0	
Sub-Total (B)(1)		2	47,910	0	0	47,910	0.34	47,910	0	47,910	0.34	0	0.34	0	0	0	0	47,910	
2 Central Government/ State Government(s)/ President of India		0	0	0	0	0	0	0	0	0	0.00	0	0.00	0	0	0	0	0	
Sub-Total (B)(2)		0	0	0	0	0	0	0	0	0	0.00	0	0.00	0	0	0	0	0	
3 Non-institutions																			
a Individuals -																			
i. Individual shareholders holding nominal share capital up to Rs. 2 lakhs.		16072	20,40,359	0	0	20,40,359	14.57	20,40,359	0	20,40,359	14.57	0	14.57	0	0	0	0	20,40,219	
ii. Individual shareholders holding nominal share capital in excess of Rs. 2 lakhs.		14	10,77,276	0	0	10,77,276	7.69	10,77,276	0	10,77,276	7.69	0	7.69	0	0	0	0	10,77,276	
Rajan Rakheja		1	2,20,000	0	0	2,20,000	1.57	2,20,000	0	2,20,000	1.57	0	1.57	0	0	0	0	2,20,000	
Vanaja Sundar Iyer		1	2,95,376	0	0	2,95,376	2.11	2,95,376	0	2,95,376	2.11	0	2.11	0	0	0	0	2,95,376	
b NBFCs registered with RBI		0	0	0	0	0	0	0	0	0	0.00	0	0.00	0	0	0	0	0	
c Employee Trusts		0	0	0	0	0	0	0	0	0	0.00	0	0.00	0	0	0	0	0	
d Overseas Depositories (holding DIs) (balancing figure)		0	0	0	0	0	0	0	0	0	0.00	0	0.00	0	0	0	0	0	
e Any Other (specify)		1307	18,45,885	0	0	18,45,885	13.18	18,45,885	0	18,45,885	13.18	0	13.18	0	0	0	0	16,20,885	
IEPF		1	5,138	0	0	5,138	0	5,138	0	5,138	0.04	0	0.04	0	0	0	0	5,138	
Trusts		1	45	0	0	45	0	45	0	45	0.00	0	0.00	0	0	0	0	45	
Hindu Undivided Family		679	1,48,816	0	0	1,48,816	1.06	1,48,816	0	1,48,816	1.06	0	1.06	0	0	0	0	1,48,816	
Foreign Companies		1	2,25,000	0	0	2,25,000	1.61	2,25,000	0	2,25,000	1.61	0	1.61	0	0	0	0	0	
Tokji Kogyo Co. Ltd.		1	2,25,000	0	0	2,25,000	1.61	2,25,000	0	2,25,000	1.61	0	1.61	0	0	0	0	0	
Non Resident Indians (Non Repat)		119	24,415	0	0	24,415	0	24,415	0	24,415	0.17	0	0.17	0	0	0	0	24,415	
Non Resident Indians (Repat)		307	1,16,651	0	0	1,16,651	0.83	1,16,651	0	1,16,651	0.83	0	0.83	0	0	0	0	1,16,651	
Clearing Member		51	29,779	0	0	29,779	0.21	29,779	0	29,779	0.21	0	0.21	0	0	0	0	29,779	
Bodies Corporate		148	12,96,041	0	0	12,96,041	9.26	12,96,041	0	12,96,041	9.26	0	9.26	0	0	0	0	12,96,041	
Unatagan Commodities Private Limited		1	5,11,787	0	0	5,11,787	3.66	5,11,787	0	5,11,787	3.66	0	3.66	0	0	0	0	5,11,787	
I M Infrastructure and Hospitality LLP		1	2,27,525	0	0	2,27,525	1.63	2,27,525	0	2,27,525	1.63	0	1.63	0	0	0	0	2,27,525	
Sub-Total (B)(3)		17,393	49,63,520	0	0	49,63,520	35.45	49,63,520	0	49,63,520	35.45	0	35.45	0	0	0	0	2,27,525	
Total Public Shareholding (B)= (B)(1)+(B)(2)+(B)(3)		17,395	50,11,430	0	0	50,11,430	35.80	50,11,430	0	50,11,430	35.80	0	35.80	0	0	0	0	47,86,290	
Details of the shareholders acting as persons in Concert including their Shareholding (No. and %):																			
Details of Shares which remain unclaimed may be given hear along with details such as number of shareholders, outstanding shares held in demat/unclaimed suspense account, voting rights which are frozen etc.																			
Note:																			
(1) PAN would not be displayed on website of Stock Exchange(s).																			
(2) The above format needs to be disclosed along with the name of following persons: Institutions/Non institutions holding more than 1% of total number of shares.																			
(3) W.r.t. the information pertaining to Depository Receipts, the same may be disclosed in the respective columns to the extent information available and the balance to be disclosed as held by custodian.																			

For PPAP Automotive Limited




Company Secretary

Table IV- Summary showing shareholding pattern of the Non Promoter- Non Public shareholder

Category & Name of the Shareholders	PAN	Number of Shareholders	No. of fully paid up equity shares held	No. of Partly paid-up equity shares held	No. of shares underlying Depository Receipts	Total number of Shares	Shareholding as a % of total no. of shares (calculated as per SCRR, 1957)	Number of Voting Rights held in each class of securities			No. of Shares Underlying Outstanding convertible securities (including Warrants)	Shareholding, as a % assuming full conversion of convertible securities (as a percentage of diluted share capital)	Number of Locked in shares		Number of Shares pledged or otherwise encumbered		Number of equity shares held in dematerialized form	
								No of Voting Rights		Total as a % of Total Voting rights			No. (a)	As a % of total Shares held (b)	No. (a)	As a % of total Shares held (b)		
(I)	(II)	(III)	(IV)	(V)	(VI)	(VII)=(IV+V+VI)	(VIII) As a % of (A+B+C2)	(IX)			(X)	(XI)= (VII)+(X) As a % of (A+B+C2)	(XII)		(XIII)		(XIV)	
								Class eg: X	Class eg:y	Total			No. (a)	As a % of total Shares held (b)	No. (a)	As a % of total Shares held (b)		
1	Custodian/DR Holder		0	0	0	0	0	0	0	0	0	0	0	0	0	0	0	0
2	Employee Benefit Trust (under SEBI (Share based Employee Benefit) Regulations, 2014)		0	0	0	0	0	0	0	0	0	0	0	0	0	0	0	0
Total Non-Promoter- Non Public Shareholding (C)= (C)(1)+(C)(2)			0	0	0	0	0	0	0	0	0	0	0	0	0	0	0	0

Note:
 (1) PAN would not be displayed on website of Stock Exchange(s).
 (2) The above format needs to disclose name of all holders holding more than 1% of total number of shares.
 (3) W.r.t. the information pertaining to Depository Receipts, the same may be disclosed in the respective columns to the extent information available,

For PPAP Automotive Limited


 Company Secretary